



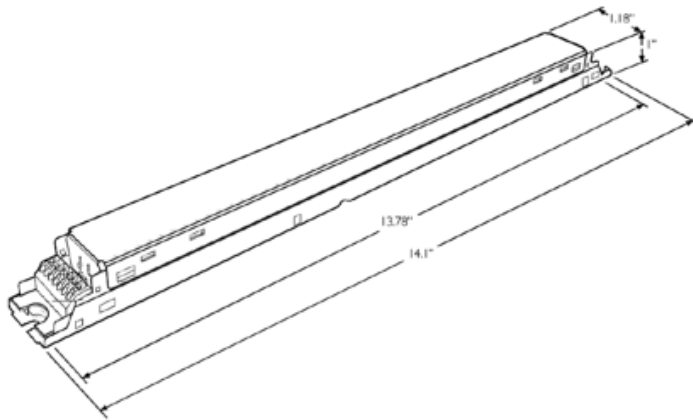
Advance Xitanium linear LED drivers with SimpleSet technology are designed to give OEMs ultimate flexibility. The drivers' wide operating windows, slim profile and simple programming allow luminaire manufacturers to design luminaires of different sizes and lumen levels for office and retail applications.

Specifications

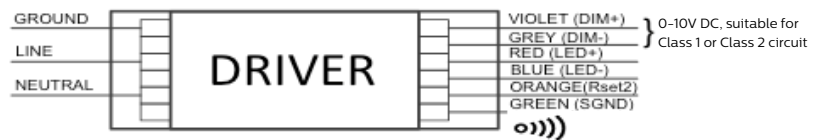
Input Voltage (Vac)	Output Power (W)	Output Voltage (V)	Output Current (A)	Efficiency@ 35.7V and 70°C Case (%)	Max. Case Temp. (°C)	Input Current (A)	Max. Input Power (W)	THD @ Max. Load (%)	Power Factor @ Max. Load	Surge Protection (Ring Wave, KV)	Envir. Protection Rating
347	54	27 - 54	0.1 - 1.5	88	85°C	0.19	65	<10%	>0.96	2.5	UL damp & dry

Enclosure

	In. (mm)
Case Length	14.17 (360)
Case Width	1.18 (30)
Case Height	1.00 (25)
Mounting Length	13.78 (350)



Wiring Diagram



Warning

Install in accordance with national and local electrical codes. Use 18AWG solid or tinned stranded copper wire.

Grounding

Driver case must be grounded.

Dimming	Dimming Range (with specified dimmers)	Minimum Output Current (A)	Other Comments
0-10V Analog Class 1 or Class 2 Wiring	1% ~ 100% (for output current range 0.34-1.5A)	0.0034	Dimming source current: 150 µA



Xitanium XG054C150V054BST1

54W 0.1-1.5A 54V 0-10V 1% 347V with SimpleSet

Features

- 50,000+ hour lifetime¹
- SimpleSet programmable
- Large operating window
- 1% minimum dim level

Benefits

- Slim profile housing enables easy design-in with excellent thermal performance
- Enables simple, fast, flexible application-specific configurations
- Enables fixture designs with comprehensive application coverage for various loads and lumen levels

Application

- Indoor linear applications such as troffers and pendants
- Office
- Education
- Healthcare
- Retail

Electrical Specifications

All the specifications are typical and at 25°C Tcase unless specified otherwise.

Product Data

Order Information	
Full Product Code	XG054C150V054BST1M (Mid-Pack, 18pcs/Box), 12NC: 929000775213
Line Frequency	50/60Hz
Min. Mains Voltage Operational	312 Vac
Max. Mains Voltage Operational	382 Vac
Output Information	
Maximum Open Circuit Voltage	<60V DC, Class 2 output
Output Current Ripple (ripple = peak to average / average)	15% max. @ max Iout 4% max. @ Visible for stroboscopic frequency range 60Hz-3KHz
Output Current Tolerance (in the performance window)	<5%
Protections	Short Circuit, Open Circuit Protection for LED + and LED – and Temperature Foldback
Features	
0-10V Dimming	150µA source current from driver. See dim curve for detail.
AOC (adjustable output current)	100mA to 1500mA via external resistor or SimpleSet programming (default set to 1500mA, refer to graph)
Additional SimpleSet Configurable Features	Adjustable minimum dimming level, Dimming curve selection (linear or logarithmic), Adjustable output level, Adjustable output min., OEM write protection
Environment & Approbation	
Operating Ambient Temp. Range	-20°C to +50°C
Max. Case Temperature (Tcase)	85°C
Agency Approbations	UL8750, UL1310, CSA-C22.2 No. 250.13-12, CSA Class P, UL Class P
Electromagnetic Compliance	FCC Title 47 Part 15 Class A
Audible Noise	<24dB Class A
Weight	0.69Lbs / 0.32 kgs

1. Advance Xitanium LED drivers are manufactured to engineering standards correlating to a designed and average life expectancy of 50,000 hours of operation at maximum rated case temperature. Minimum 90% survivals based on MTBF modeling.

Xitanium XG054C150V054BST1

54W 0.1-1.5A 54V 0-10V 1% 347V with SimpleSet

Electrical Specifications

All the specifications are typical and at 25°C Tcase unless specified otherwise.

0-10V Dimming Curve

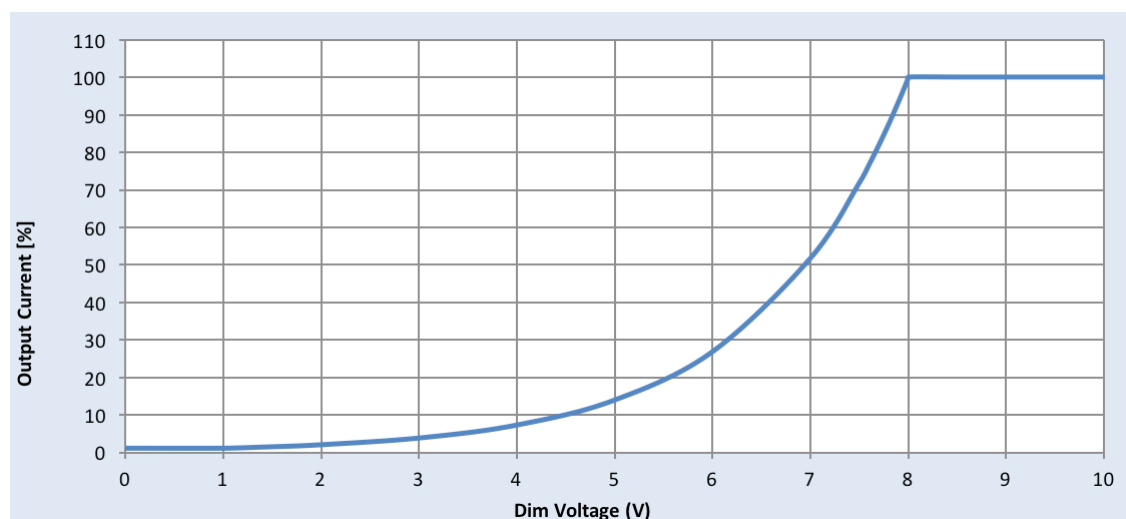
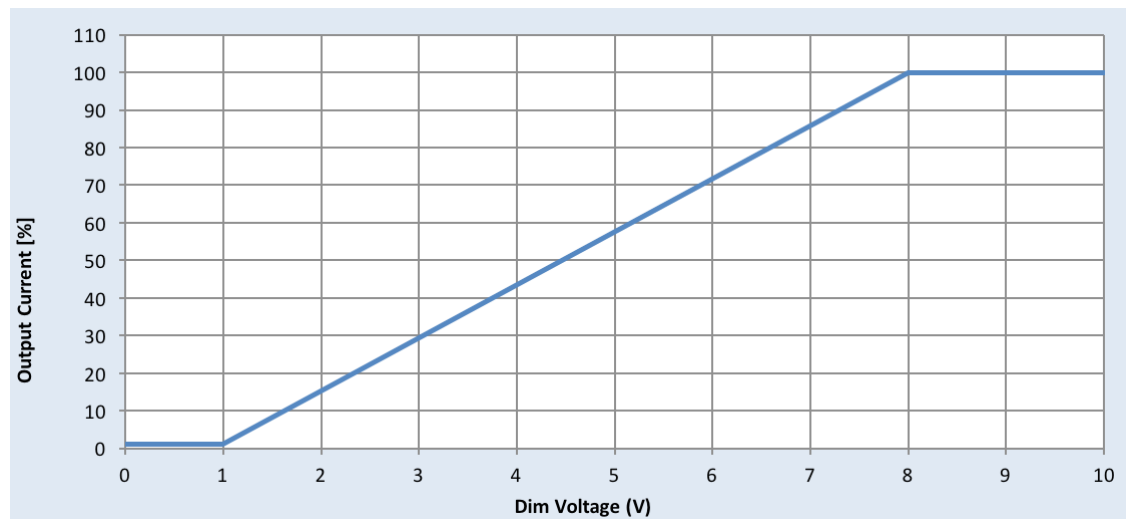
Dimming source current from the driver: 150µA (@ 0<Vdim<8V)

Minimum dim level: 1% of Iout (minimum 3.4mA)

Maximum output voltage on the dimming wires: 12V

Approved Dimmer List

Manufacturer	Manufacturer Part Number
Lutron	Visit www.lutron.com/advance for a list of dimmers (Mark VII) that will work with this driver
Leviton	IllumaTech IP7 series
Advance	Sunrise - SR1200ZTUNV



Xitanium XG054C150V054BST1

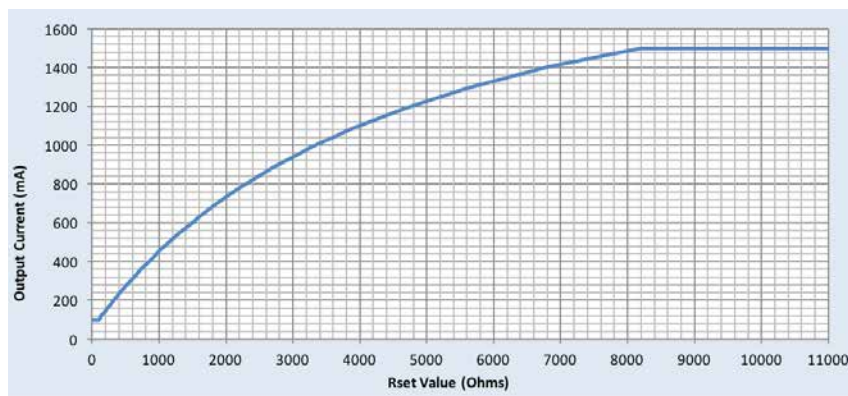
54W 0.1-1.5A 54V 0-10V 1% 347V with SimpleSet

Electrical Specifications

All the specifications are typical and at 25°C Tcase unless specified otherwise.

AOC (Adjustable Output Current) Settings (Rset)

Rset (Ohms)	Current (mA)	Rset (Ohms)	Current (mA)
0	100	2000	733
100	100	2200	780
110	105	2400	823
120	111	2700	883
130	116	3000	941
150	125	3300	993
160	130	3600	1042
180	138	3900	1085
200	146	4700	1192
220	155	5600	1293
240	166	6800	1402
270	176	8200	1500
300	190	10000	1500
330	204	11000	1500
360	215	>100,000	1500
390	228		
430	245		
470	261		
510	277		
560	297		
620	318		
680	340		
750	368		
820	392		
910	422		
1000	452		
1100	485		
1200	515		
1300	545		
1500	602		
1600	632		
1800	684		



Notes

1. Current is set via a resistor between Rset2 and SGND leads.
2. Any through-hole or SMD resistor with >0.25W and >20V can be used as Rset.
3. Driver will default to 1500mA when Rset is left open.

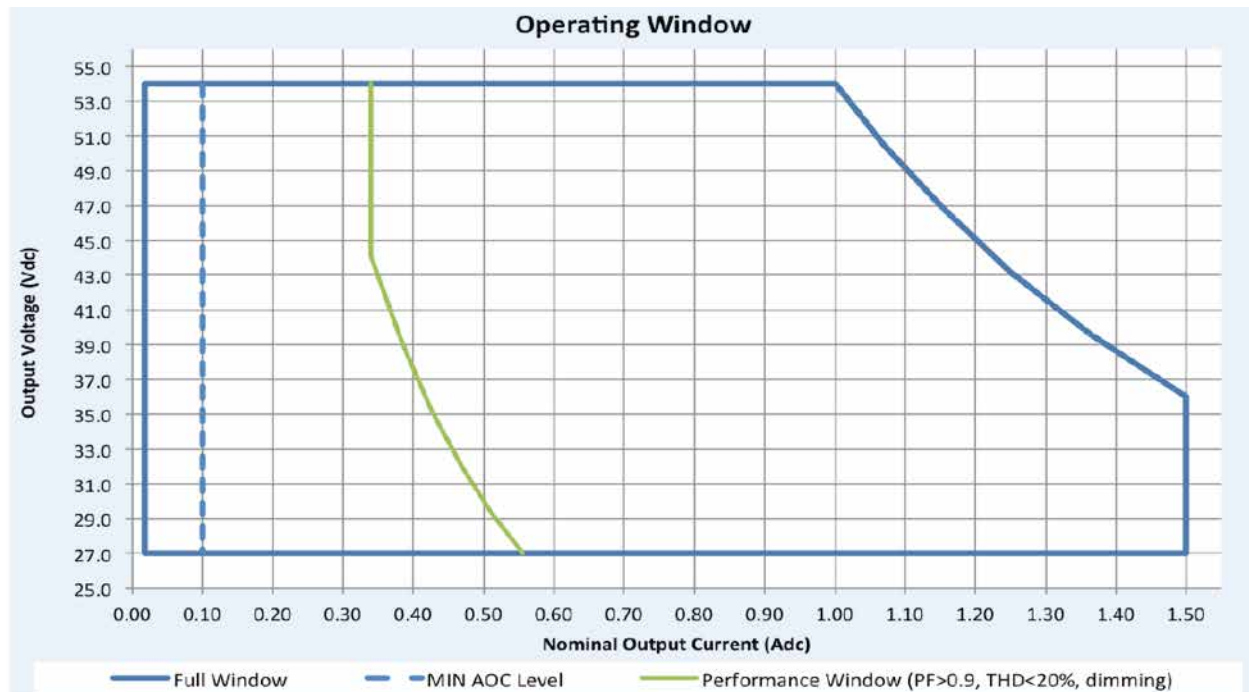
Xitanium XG054C150V054BST1

54W 0.1-1.5A 54V 0-10V 1% 347V with SimpleSet

Electrical Specifications

All the specifications are typical and at 25°C Tcase unless specified otherwise.

Driver Output Window



Notes

1. Factory default output current is 1.5A.
2. For dimming to a minimum level of 1% the output current setting through AOC should be ≥ 0.34 A.

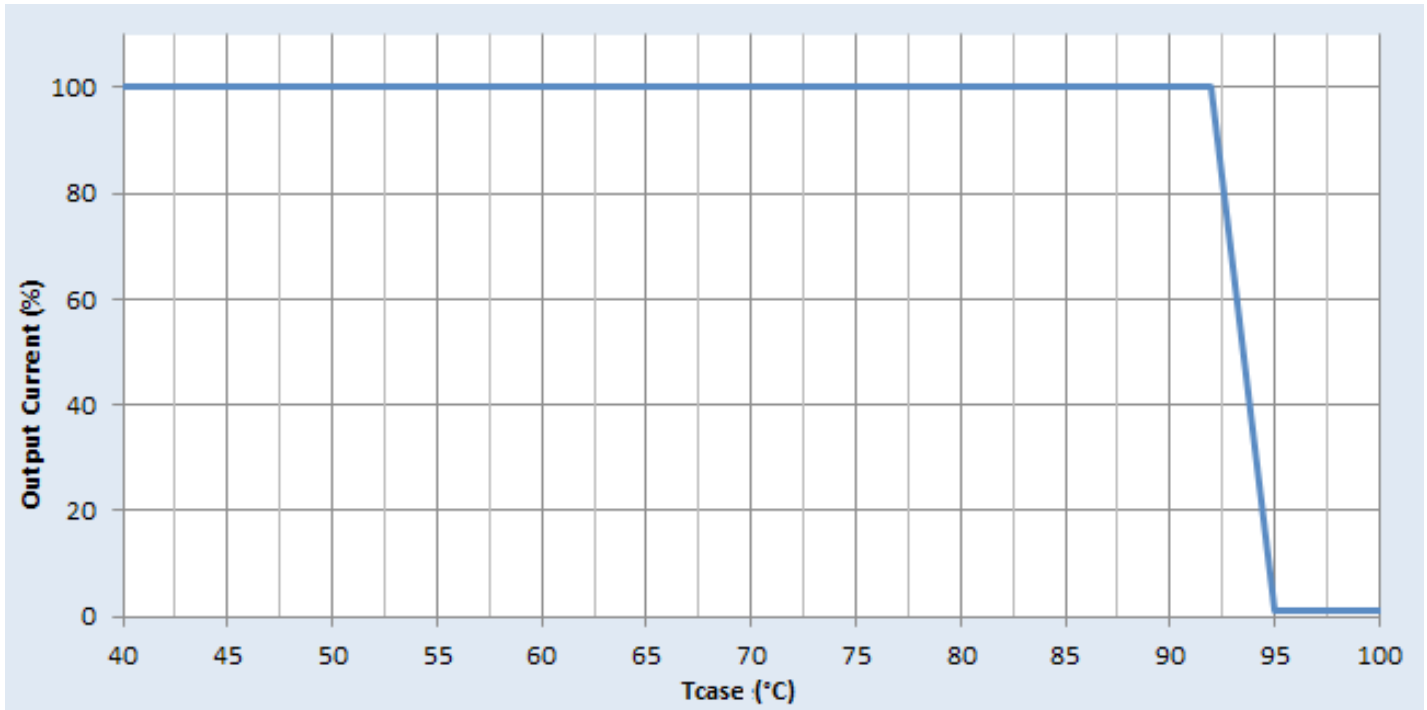
Xitanium XG054C150V054BST1

54W 0.1-1.5A 54V 0-10V 1% 347V with SimpleSet

Electrical Specifications

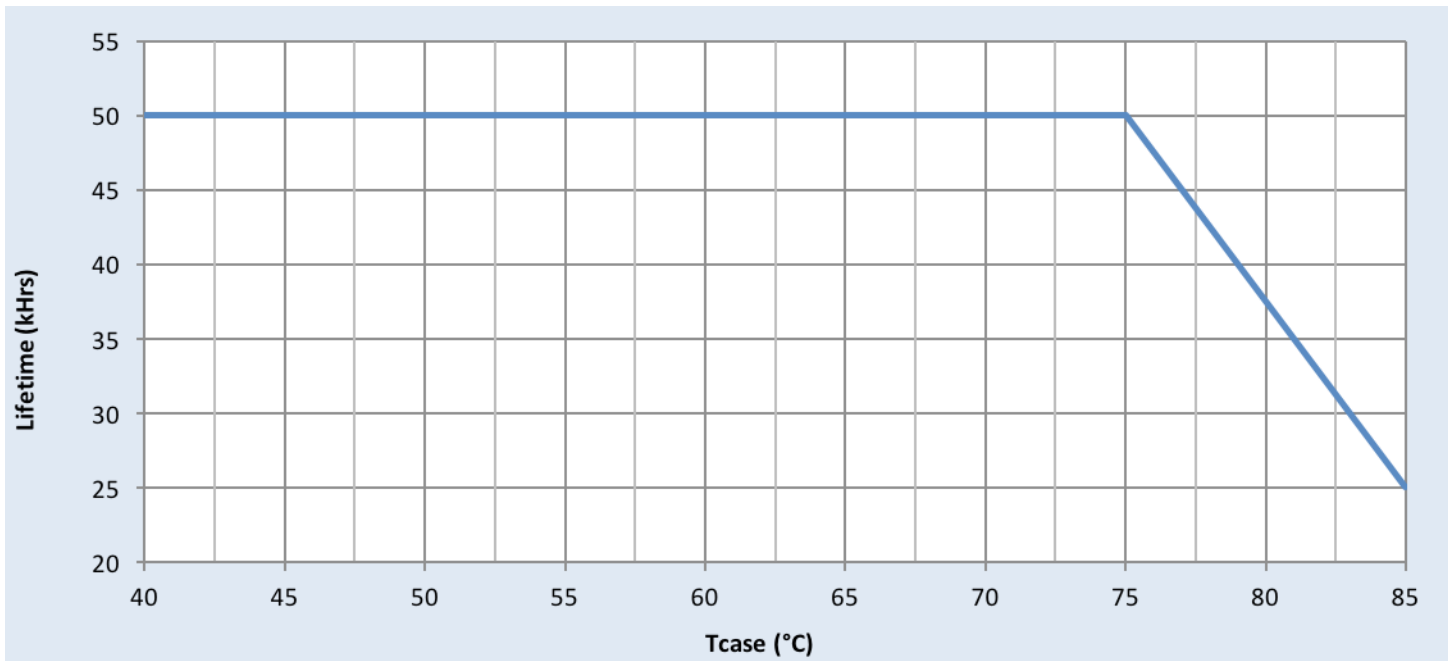
All the specifications are typical and at 25°C Tcase unless specified otherwise.

Output Current Vs. Driver Case Temperature



Note: There is ±5°C tolerance on the driver case temperature.

Driver Lifetime Vs. Driver Case Temperature



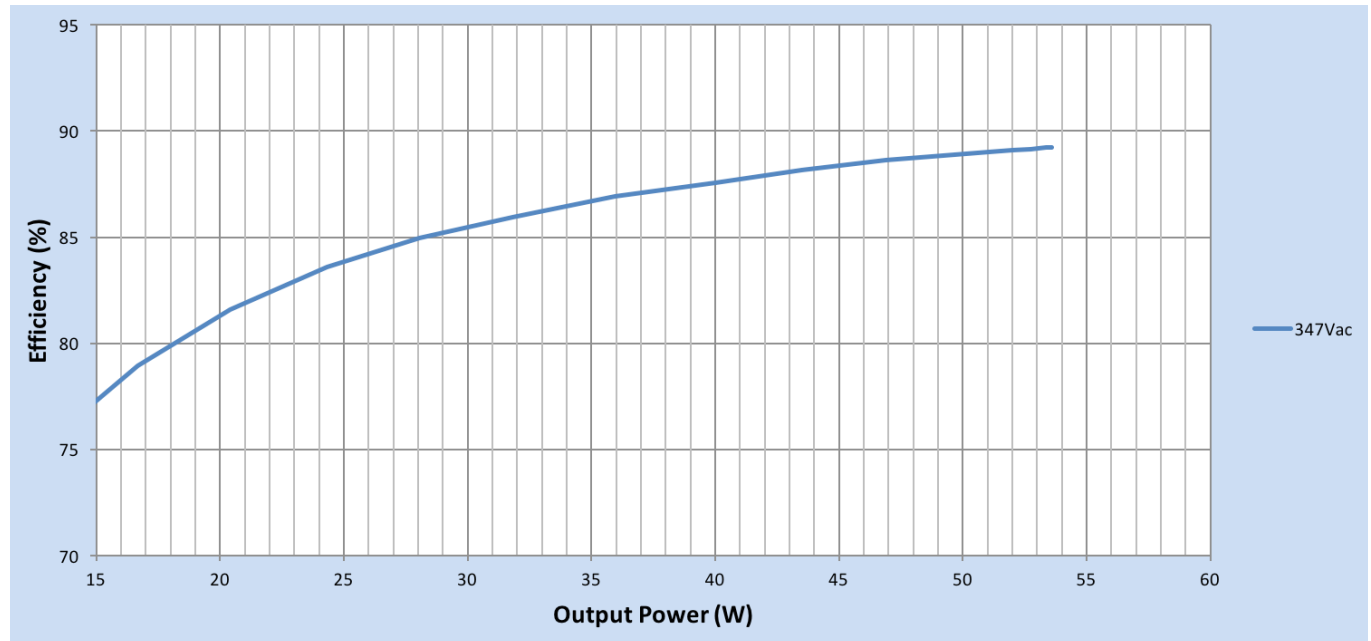
Xitanium XG054C150V054BST1

54W 0.1-1.5A 54V 0-10V 1% 347V with SimpleSet

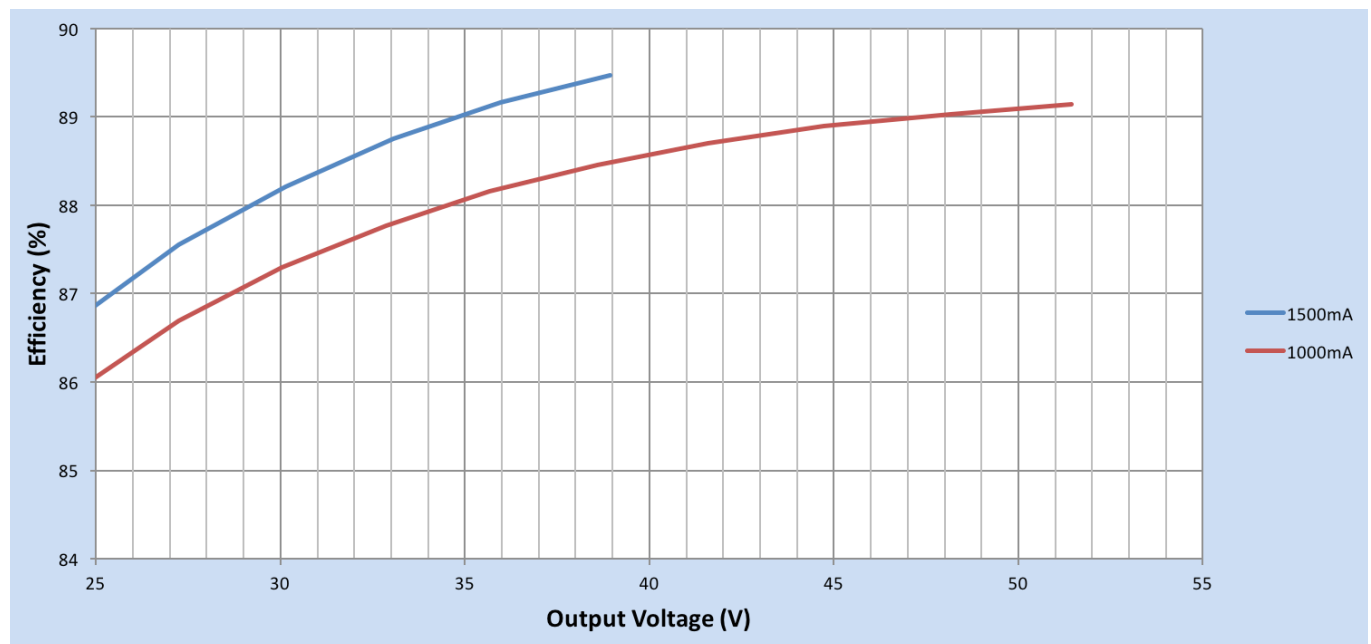
Performance Characteristics

Based on measurements on a typical sample at 75°C T case. The accuracy of the measurements is within the tolerance of the measurement instruments.

Efficiency Vs. Output Power



Efficiency Vs. Output Voltage



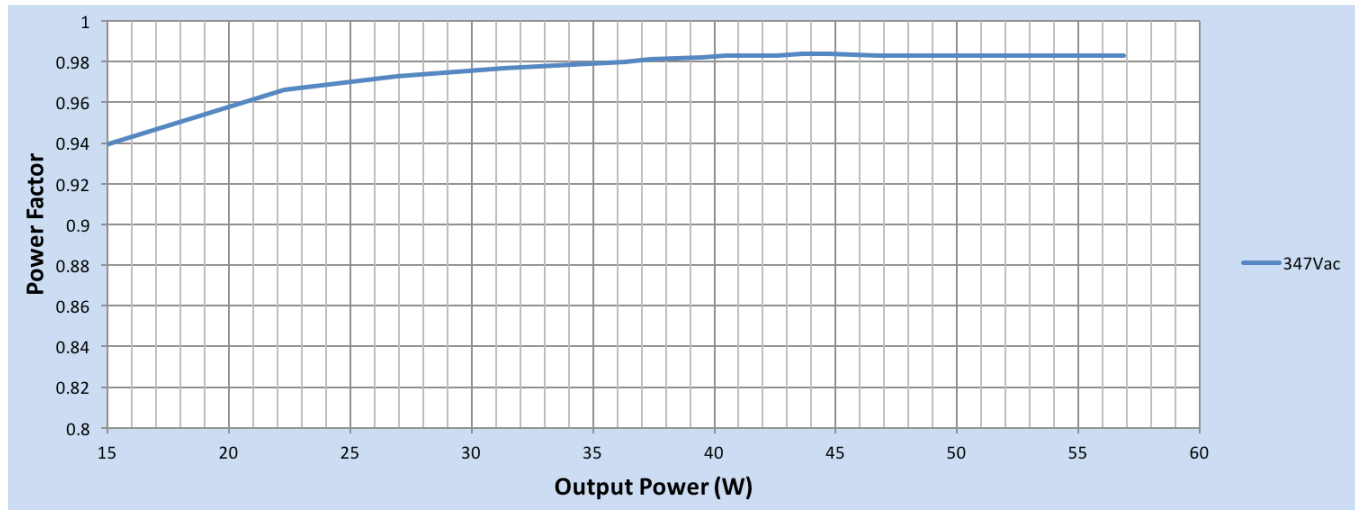
Xitanium XG054C150V054BST1

54W 0.1-1.5A 54V 0-10V 1% 347V with SimpleSet

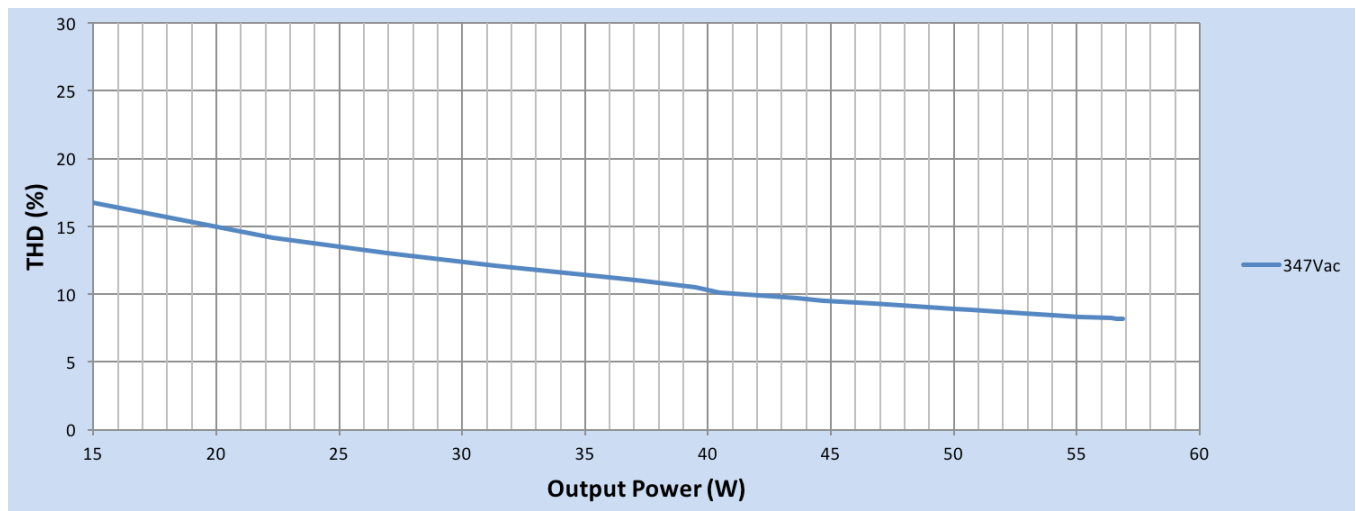
Performance Characteristics

Based on measurements on a typical sample at 75°C T case. The accuracy of the measurements is within the tolerance of the measurement instruments.

Power Factor Vs. Output Power



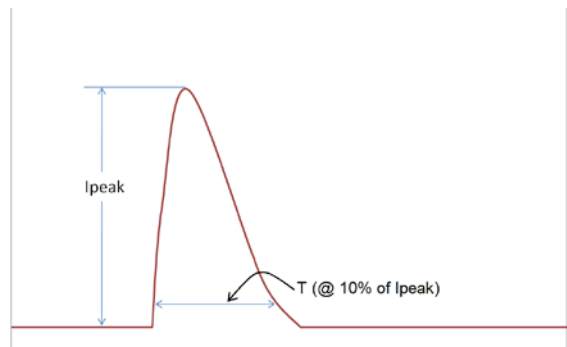
Total Harmonic Distortion (THD) Vs. Output Power



Xitanium XG054C150V054BST1

54W 0.1-1.5A 54V 0-10V 1% 347V with SimpleSet

Inrush Current Info



Vin	Ipeak	T (@ 10% of Ipeak)
347 Vrms	30A	200µS

Inrush current is measured at peak of the corresponding line voltage. Source impedance per NEMA 410.

Lightning Surge Info

ANSI Surge Type	Differential Mode (L-N)	Common Mode (L-G, N-G, L&N-G)
100kHz Ring Wave (w/t 30Ω)	2.5KV	2.5KV

Isolation

Isolation	Input	Output	0-10V	Enclosure
Input	–	2xU+1kV	2.5kV	2xU+1kV
Output	2xU+1kV	–	2.5kV	500V
0-10V (Class 2)	2.5kV	2.5kV	–	500V
Enclosure	2xU+1kV	500V	500V	–

U = Max. input voltage

The information presented in this document is not intended as any commercial offer and does not form part of any quotation or contract.

